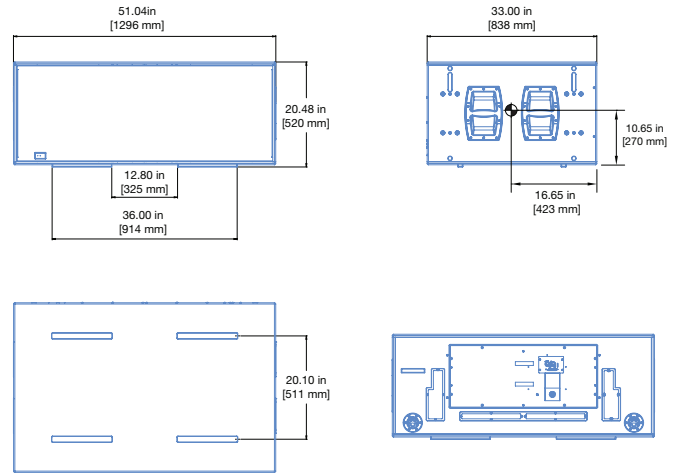


X-1100C High-Power Cinema Subwoofer



The X-1100C High-Power Cinema Subwoofer is a self-powered loudspeaker defined by its sonic linearity in reproducing low-frequency transients at high continuous output levels with very low distortion. This ultra-low distortion, coupled with exceptional headroom, makes the X-1100C a flexible tool for adding low-end frequencies in larger-scale cinemas or for cinemas that require high power but have limited real estate for loudspeaker installation.

An optimally tuned, vented cabinet houses the X-1100C's two 18-inch, long-excursion cone drivers. The loudspeaker's 28 Hz to 180 Hz operating frequency range complements other Meyer Sound cinema loudspeakers, such as the Acheron screen channel loudspeakers and the HMS cinema surround loudspeakers, allowing for seamless integration. For full SMPTE compliance, the X-1100C pairs perfectly with Meyer Sound's VLFC (Very Low Frequency Control Element), with its range of 13–30 Hz, to extend the low end to subsonic levels.

The unit's power amplifier operates at voltages from 208 to 235 V AC, at 50–60 Hz. TruPower® limiting ensures maximum driver protection, minimizing power compression while yielding high constant output under high continuous and peak power conditions. A single, field-replaceable module located on the rear of the cabinet contains the amplifier, control electronics, and power supply.

Meyer Sound's RMS™ remote monitoring system module comes standard with all X-1100Cs and provides comprehensive monitoring of system parameters from a host computer running Compass® control software via the optional RMServer™ interface.

To guarantee optimum performance of the X-1100C, Meyer Sound recommends using the MAPP™ system design tool. This intuitive, cross-platform application accurately predicts directional patterns, frequency and impulse responses, and linear peak SPL, ensuring that systems deliver the required coverage and SPL.

The X-1100C cabinet includes protective plastic skids on the bottom that securely align with the cabinet's top slots, facilitating stacking. Meyer Sound constructs the X-1100C cabinet with premium multi-ply birch and coats it with a slightly textured black finish. A powder-coated, hex-stamped steel grille with acoustical black mesh protects the unit's drivers. Custom color finishes for applications with specific cosmetic requirements are available.

The optional MCF-1100 caster frame facilitates three-cabinet stacking of the X-1100C for secure movement. Optionally available durable nylon covers accommodate stacks of two or three X-1100Cs for protected storage.

FEATURES AND BENEFITS

- High peak power output with low-frequency clarity and excellent transient reproduction at extreme levels
- Linearity ensures low-frequency output with consistent directional properties in a variety of configurations at any level
- Tuned, vented cabinet optimized for low air velocities
- Stackable cabinet design
- Seamlessly integrates with other Meyer Sound loudspeakers

APPLICATIONS

- Medium- to large-scale motion picture theaters
- High-power solution for space-limited venues
- Post-production facilities

ACCESSORIES AND ASSOCIATED PRODUCTS

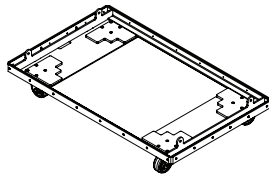
Galileo GALAXY Network Platform: The Galileo GALAXY Network Platform provides state-of-the-art audio control technology for loudspeaker systems with multiple zones. With immaculate sonic performance, it provides a powerful tool set for corrective room equalization and creative fine-tuning for a full range of applications. In addition, GALAXY devices' Delay Integration function facilitates combining X-1100Cs with different Meyer Sound loudspeakers.

MCF-1100 Caster Frame: Safely transports up to three X-1100C cabinets; optional covers also available.

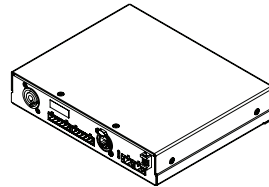
RMServer Hardware Unit: RMserver is a compact hardware unit that supports RMS over Ethernet. Situated between the computer running Compass control software and the loudspeaker cabinets, the RMServer stores system configurations internally, enabling extensive real-time feedback of loudspeaker parameters.



Galileo GALAXY Network Platform



MCF-1100 Caster Frame



RMServer Hardware Unit

SPECIFICATIONS

ACOUSTICAL ¹	
Operating Frequency Range ²	28 Hz – 180 Hz
Frequency Response ³	30 Hz – 160 Hz \pm 4 dB
Phase Response	45 Hz – 160 Hz \pm 30°
Linear Peak SPL ⁴	140 dB with crest factor >9.5 dB (M-noise) , 140 dB (Pink noise), 141 dB (B-noise)
COVERAGE	
	360° (single unit); varies with number of units and configuration
TRANSDUCERS	
Low Frequency	Two 18-inch long-excursion cone drivers; 8 Ω nominal impedance
AUDIO INPUT	
Type	Differential, electronically balanced
Maximum Common Mode Range	\pm 15 V DC, clamped to earth for voltage transient protection
Connectors	XLR 3-pin female input with male loop output
Input Impedance	10 k Ω differential between pins 2 and 3
Wiring	Pin 1: Chassis/earth through 220 k Ω , 1000 pF, 15 V clamp network to provide virtual ground lift at audio frequencies Pin 2: Signal + Pin 3: Signal – Case: Earth ground and chassis
Nominal Input Sensitivity	0 dBV (1.0 V rms) continuous is typically the onset of limiting for noise and music
Input Level	Audio source must be capable of producing of +20 dBV (10 V rms) into 600 Ω to produce the maximum peak SPL over the operating bandwidth of the loudspeaker
AMPLIFIER	
Type	Two-channel complementary MOSFET output stages (Class AB/H bridged)
Total Output Power ⁵	8100 W peak
THD, IM, TIM	< 0.02%
Cooling	Three ultra high-speed primary fans; three ultra high-speed reserve fans
AC POWER	
Connectors	PowerCon32
Automatic Voltage Selection	208–235 V AC, 50–60 Hz
Safety Rated Voltage Range	208–235 V AC, 50–60 Hz
Turn-on and Turn-off Points	165 V AC turn-on; 264 V AC turn-off
CURRENT DRAW	
Idle Current	0.6 A rms (230 V AC)
Maximum Long-Term Continuous Current (>10 sec)	10.5 A rms (230 V AC)
Burst Current (<1 sec) ⁶	18 A rms (230 V AC)
Maximum Instantaneous Peak Current	53 A peak (230 V AC)
Inrush Current	< 30 A peak
RMS NETWORK ⁷	
	Equipped with an RMS network module; reports all operating parameters of amplifiers to system operator's host computer via the RMServer hardware unit. ⁷

SPECIFICATIONS, CONT'D.

PHYSICAL	
Dimensions	W: 51.04 in (1296 mm) x H: 20.48 in (520 mm) x D: 33.00 in (838 mm)
Weight without Rigging	249 lb (112.9 kg)
Enclosure	Premium multi-ply birch with slightly textured black finish
Protective Grille	Powder-coated, hex-stamped steel with acoustical black mesh

NOTES

- Loudspeaker system predictions for coverage and SPL are available in Meyer Sound's MAPP System Design Tool.
- Recommended maximum operating frequency range. Response depends on loading conditions and room acoustics.
- Measured in half-space at 4 m, 1/3-octave frequency resolution.
- Linear Peak SPL** is measured in half-space at 4 m referred to 1 m. Loudspeaker SPL compression measured with M-noise at the onset of limiting, 2-hour duration, and 50 °C ambient temperature is < 2 dB.
M-noise is a full bandwidth, (10 Hz–22.5 kHz) test signal developed by Meyer Sound to better measure the loudspeaker's music performance. It has a constant instantaneous peak level in octave bands, a crest factor that increases with frequency, and a full bandwidth Peak to RMS ratio of 18 dB. The presence of a greater-than (>) symbol with regard to crest factor indicates it may be higher depending on EQ and boundary loading.
Pink noise is a full bandwidth test signal with Peak to RMS ratio of 12.5 dB.
B-noise is a Meyer Sound test signal used to ensure measurements reflect system behavior when reproducing the most common input spectrum, and to verify there is still headroom over pink noise.
- Peak power based on the maximum unclipped voltage the amplifier will produce into the nominal load impedance.
- AC power cabling must be of sufficient gauge so that under burst current rms conditions, cable transmission losses do not cause the loudspeaker's voltage to drop below the specified operating range.
- RMServer (Remote Monitoring System) hardware unit sold separately.

ARCHITECTURAL SPECIFICATIONS

The loudspeaker shall be a linear, low-distortion, self-powered, sub-bass system. Its transducers shall include two 18-inch long-excursion cone drivers.

The loudspeaker shall incorporate internal processing and a two-channel Class AB/H amplifier with complementary MOSFET output stages. Protection circuits shall include TruPower limiting. The audio input shall be electronically balanced with a 10 kΩ impedance and accept a nominal 0 dBV (1.0 V rms) signal (+20 dBV to produce maximum peak SPL).

Audio connectors shall be 3-pin XLR, female and male.

Performance specifications for a typical production unit shall be as follows, measured at 1/3-octave resolution: operating frequency range shall be 28–180 Hz; frequency response shall be 30–160 Hz ±4 dB, measured in half-space at 4 m, 1/3-octave frequency resolution; phase response shall be 45–160 Hz ±30 degrees; Linear Peak SPL shall be 140 dB with crest factor >9.5 dB, measured in half-space with M-noise at 4 m referred to 1 m.

The internal power supply shall perform EMI filtering, soft current turn-on, and surge suppression. Power requirements shall be nominal 230 V AC line current at 50 or 60 Hz. UL and CE operating voltage range shall be 208 to 235 V AC. Current draw during burst shall be 18 A rms at 230 V AC. Current inrush during soft turn-on shall not exceed 30 A at 230 V AC. The AC power connector shall be a PowerCon32. The loudspeaker shall include the RMS remote monitoring system module.

Components shall be mounted in an optimally tuned, vented enclosure constructed of premium multi-ply birch and coated with a slightly textured black finish.

Dimensions shall be W: 51.04 in (1296 mm) x H: 20.48 in (520 mm) x D: 33.00 in (838 mm). Weight shall be 249 lb (112.9 kg).

The loudspeaker shall be the Meyer Sound X-1100C High-Power Cinema Subwoofer.