



### ⚠ CAUTION

IntelligentDC Loudspeakers and/or MPS Power Supplies will be damaged:

- 1) If the 48 V DC pins of this power supply are connected to the audio input pins of an IntelligentDC loudspeaker (Figure 1).
- 2) If the polarity of the power conductors is reversed (Figure 2).

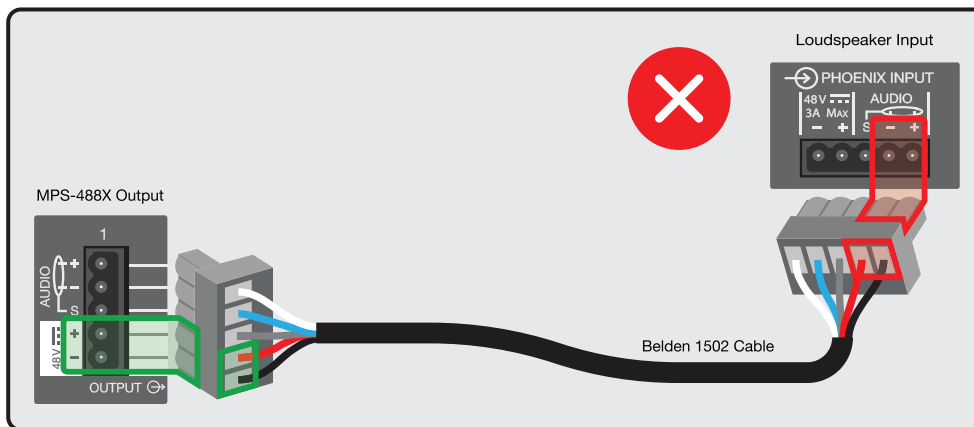


Figure 1. Incorrect, Power Supply 48 V DC Pins Connected to Audio Pins of Loudspeaker.

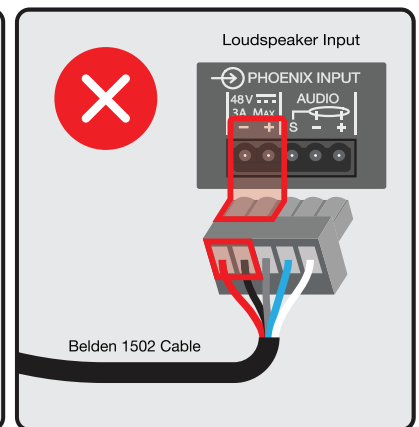


Figure 2. Incorrect, Polarity of 48 V DC Conductors is Reversed at Loudspeaker.

To avoid damaging IntelligentDC Loudspeakers and/or MPS Power Supplies, the cable connecting this power supply to loudspeakers must be correctly terminated. Only connect the (+) 48 V DC pin of the power supply to the (+) 48 V DC pin of the loudspeaker. Only connect the (-) 48 V DC pin of the power supply to the (-) 48 V DC pin of the loudspeaker (Figure 3).

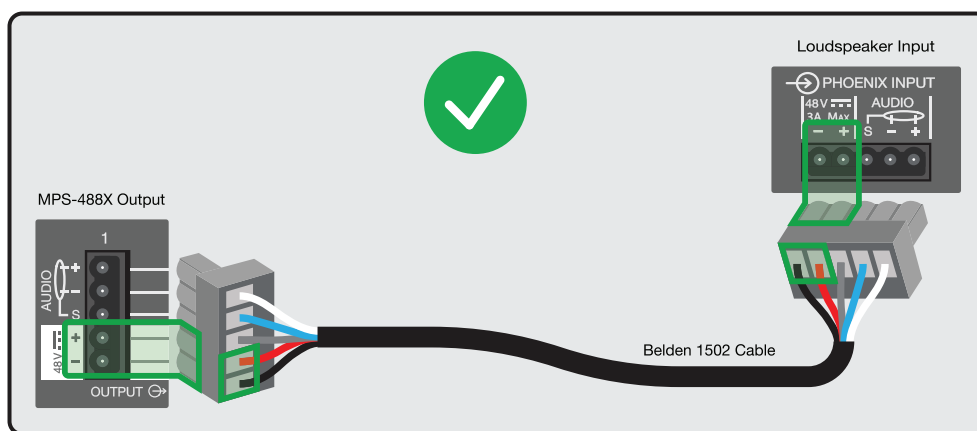


Figure 3. Correct 48 V DC Pins of MPS Power Supply Connected to Correct 48 V DC Pins of IntelligentDC Loudspeaker