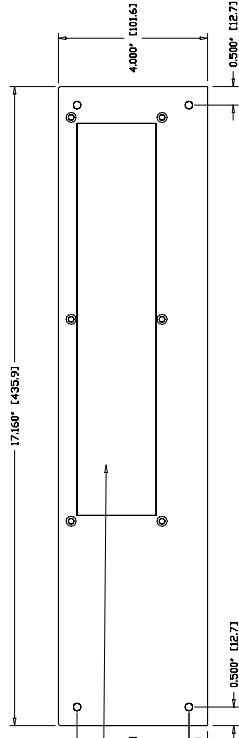
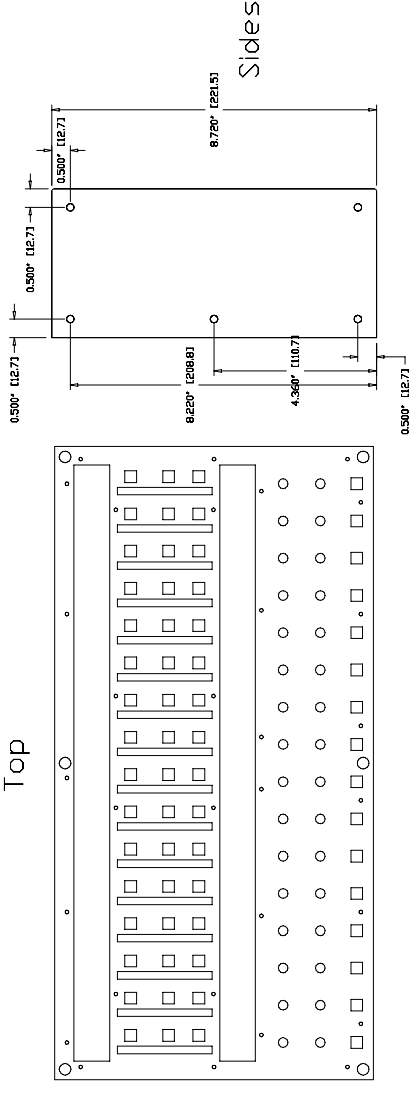
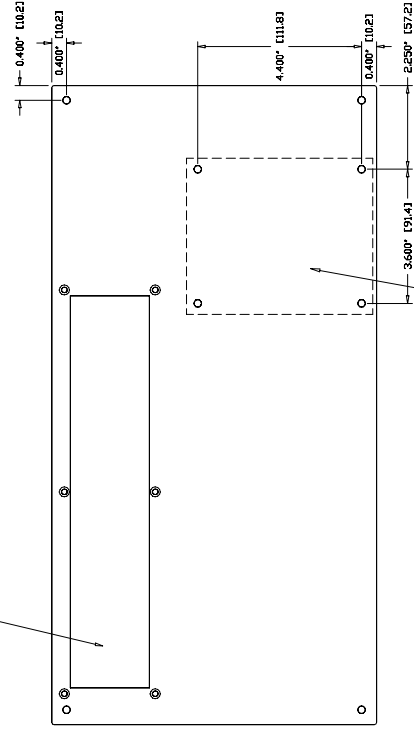


Rear

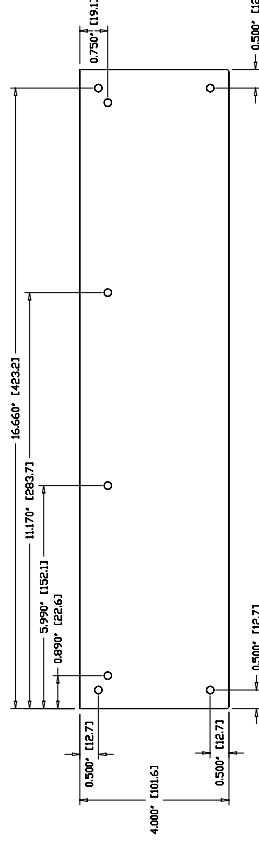


The 2 alternate Connector Panel locations

Top



Sides



Bottom

Mounting Plate (CCD-MP) attachment location.

Mounting points: Except for the top view, all the single circles shown are holes that will accept 10-32 screws. Penetration should be no more than 7/32" or 22".	Level Control Systems www.lcsaudio.com #42-100 Kai Lake Rd. Vernon, BC, Canada Ph: 250-546-2558 Fax: 250-546-2668	Part #: CC2-M16 Name: Cue Console 2, Meters+ Module Designed by R. Bagg, R. Bianco Drawn by R. Bianco Sheet 1 of 1
---	--	---

Environmental Specifications:

Approvals:

Pending CSA, CE, FCC
Operating Environment:
0-40°C (32-100°F)
5%-95% humidity, non-condensing, low-dust
Storage Environment:
0-80°C (32-175°F)
5%-95% humidity, non-condensing

Power Requirements / Consumption:
100-260 VAC, 47-63 Hz, 40W Max.

Weight: 14.0 lbs. (6.4 Kg)



Front